



## Marvel HeroClix: Civil War 2016 Storyline Organized Play Retailer Important Information

**Marvel HeroClix: Civil War** is a four-month Storyline Organized Play event series that will energize the HeroClix community and offer exclusive content that will not be available through any other HeroClix product or release.

**Quantities are limited and the program will only be offered while supplies last!** Request and order your **Marvel HeroClix: Civil War** Booster Bricks today to ensure you are ready for the most exciting organized play event of the year!

As a store participating in the Storyline Organized Play Event Series, you will need to register your store in the WizKids Information Network (“WIN”). If you haven’t already registered your store, please make sure you visit the WizKids Information Network and click “Create New STORE Account”

As a participant in the program you will register your store and events in our database using a simple browser-based interface. The information you provide will populate our event locator that will direct visitors of [www.HeroClix.com](http://www.HeroClix.com) to your store to participate in the **Marvel HeroClix: Civil War** Storyline Organized Play Event Series.

After you have placed your order with your distributor, don’t forget to register and report your events in the WizKids Information Network!

Please read all of the information provided about the **Marvel HeroClix: Civil War** Storyline Organized Play Event Series on the website (address below) as well as this packet.

<http://wizkids.com/heroclix/marvel-heroclix-civil-war-storyline-organized-play-series>

Below are some select topics that are pertinent to retailers/important for retailers to know.

### REGISTRATION:

Players will be able to sign up for a store’s Marvel HeroClix: Civil War 2016 Storyline Organized Play events, however— as this will be an event series with limited product availability/seating— we suggest that stores accept pre-registration for the event to allow players to secure their place in each event.

### ENTRY FEE:

The suggested pricing for this event is \$16 per player.\* This covers the cost of the Marvel HeroClix: Civil War Storyline Organized Play Event Series booster pack that each player will need to use to play in the event as well as the proportional cost of the Marvel HeroClix: Civil War Storyline Organized Play Event Support Pack that is needed for the maps, Bounty Cards and Prize packs.

*\*Entry fees where local laws allow.*

### MAPS:

The quantities of maps provided are to support the Battle Royale formats for Months 1-3 and the Swiss tournament format for Month 4— however, please note the following:

Stores will need to keep their maps each month in order to have the number of Marvel HeroClix: Civil War Storyline Organized Play Event Series maps to support the Swiss format event on Month 4

Stores that opt to run Months 1-3 as Swiss format will need to provide their own additional maps to run the event

### GRAND PRIZE ELIGIBILITY:

Players must participate in at least 2 events to be eligible to draft from the Grand Prize pool.





# Marvel HeroClix: Civil War 2016 Storyline Organized Play Tournament Structure Overview

## Month 1— Lines are Drawn

Tournament Format: Battle Royale

Draft Format: Battle Royale Faction Draft

Players: 4 players per Battle Royale— (each case supports 16 players in total in 4 Battle Royale games)

Setup: Battle Royale Map—each player starts in one of the 4 Battle Royale starting areas. Players of the same faction should start in starting areas that are in opposite corners of the map.

Scenario Rules: Before start of game, distribute Bounty Cards— the *A Victory for Our Side* Optional Rule is in effect.

Prizing: Snake Draft

All figures used in the game are placed in the center of the map to form a prize pool (including the Bounty Cards).

One (1) **Marvel HeroClix: Civil War** Prize Pack is to be added to the prize pool. Each case contains four (4) **Marvel HeroClix: Civil War** Prize Packs to support 4 Battle Royales. Players are to snake draft in order of their placement.

See the **Battle Royale Tournament Game Rules & Instructions** page for more details.

Tournament Points: Players score Tournament Points (TPs) as follows:

- 1<sup>st</sup> place player receives 4 TPs
- 2<sup>nd</sup> place player receives 3 TPs
- 3<sup>rd</sup> place player receives 2 TPs
- 4<sup>th</sup> place player receives 1 TPs

## Month 2— Recruit to Our Cause

Tournament Format: Team Battle Royale

Draft Format: Battle Royale Faction Draft (Team)

Players: 4 players per Battle Royale— divided into teams of 2 players (each case supports 16 players in total in 4 Battle Royale games)

Setup: Battle Royale Map—each player starts in one of the 4 Battle Royale starting areas. Players on the same team/faction should start in starting areas that are in opposite corners of the map.

Scenario Rules: *Same instructions as above*

Prizing: Snake Draft

*Same instructions as above*

Tournament Points: *Same scoring as above with noted exception of:*

BONUS TP: Players on winning team each receive 1 bonus TP. “Winning Team” is the team with the highest total Victory Points between both players.

## Month 3— Subdue the Opposition

Tournament Format: Battle Royale

Draft Format: Battle Royale Faction Draft

Players: 4 players per Battle Royale— (each case supports 16 players in total in 4 Battle Royale games)

Setup: *Same as Month 1*

Scenario Rules: *Same as Month 1*

Prizing: *Same as Month 1*

Tournament Points: *Same as Month 1*



# Marvel HeroClix: Civil War 2016 Storyline Organized Play Tournament Structure Overview (*continued*)

## Month 4— The Final Showdown

Tournament Format: Swiss

Draft Format: 2-player Faction Draft

Players: Each case supports 16 players

Setup: Standard 2-player map set-up—players start in opposite starting areas along short edges of map

Scenario Rules: Before start of game, distribute Bounty Cards— the *A Victory for Our Side* Optional Rule is in effect.

Prizing: At the end of the event, players are awarded the figures that they drafted/played during the event (including the Bounty Cards). Additionally, each case contains four (4) **Marvel HeroClix: Civil War** Prize Packs to be distributed as follows:

For stores receiving one (1) case (1-16 players)

- First Place
- Second Place
- Fellowship
- Flex

For stores receiving two (2) cases (17-32 players)

- First Place
- Second Place
- Third Place
- Fourth Place
- Two (2) Fellowship
- Two (2) Flex

Tournament Points: Players score Tournament Points (TPs) as follows:

- 3 TPs for each Round Win
- 1 TP for each Round Loss



# Marvel HeroClix: Civil War 2016 Storyline Organized Play Battle Royale Tournament Game Rules & Instructions (For Months 1-3)

**Format:** Sealed Draft— each player will use 1 booster pack of the Marvel HeroClix: Civil War Storyline Organized Play Event Series booster release.

**Tournament Entry:** Participating stores may charge an entry fee\* to cover the cost of the booster pack used in the event.

**Legal Product:** Only product that is pulled from the Marvel HeroClix: Civil War Storyline Organized Play Event Series booster packs received at the event may be used on a player's team. No outside elements are allowed to be added to a player's force—including relics/resources and other game elements.

**Materials:** Players should bring all game components needed to play (dice, action tokens, effect tokens, etc). Players should bring their own object tokens— each player may place 1 standard Light Object and 1 standard Heavy Object.

**Sealed Packs:** At the start of a tournament, players will open 1 Marvel HeroClix: Civil War Storyline Organized Play Event Series booster pack—this booster pack and its contents are provided for tournament play and are the property of the store until after the event is completed and the contents are placed into the prize pool. When instructed by the tournament organizer, all players will open the packs and confirm the contents. If a pack is missing any cards/figures or has mismatched parts, inform the tournament organizer.

**Team Building:** Please follow the Marvel HeroClix: Civil War Storyline Organized Play Event Series Drafting Instructions provided on the following page.

**Bounty Cards:** After player's teams are built, distribute one random Bounty Card to each player.

- Pro-Registration players should receive a Pro-Registration Bounty Card (Red Cards);
- Anti-Registration players should receive an Anti-Registration Bounty Card (Blue Cards).

**Action Total:** 3 actions per turn

**Victory Conditions:** When one player (or team) remains or the time limit is reached. If the time limit is reached, the player with the most KO points wins.

**Scoring:** KO points are calculated for all players to determine draft order for the Prize Pool.

**Prizing:** At the end of the game (game duration approximately 45 minutes), players determine standings based on number of points KOed from other players. Players will then place all figures and elements from their booster packs/team (including the Bounty Cards) into the center of the map and a Marvel HeroClix: Civil War Storyline Organized Play Event Series Prize Pack (each Marvel HeroClix: Civil War Storyline Organized Play Event Series Support Pack contains two Marvel HeroClix: Civil War Storyline Organized Play Event Series Prize Pack) will be added to form a prize pool. Players will then conduct a snake draft until all elements have been chosen (first choices starting with winner to the last place player then reversing order after each player has chosen one element—first to last; last to first; first to last).

**Dropping from Event:** If a player drops from the event before the event is completed, the contents of their sealed booster and/or team are to remain with the event and used as part of the final Prize Pool.

**Mission/Scenario Rules:** The "A Victory for Our Side" scenario rules (as described below) are in effect for all Marvel HeroClix: Civil War Storyline Organized Play events.

*A Victory for Our Side*— If a player KO's the character shown on their Bounty Card, each player of their faction [Pro-Registration/Anti-Registration] in all Marvel HeroClix: Civil War Storyline Organized Play Event Series games being played at the time may heal a friendly character 1 click at the beginning of that player's next turn.



# Marvel HeroClix: Civil War 2016 Storyline Organized Play Swiss Pairing Tournament Game Rules & Instructions (For Month 4)

**Format:** Sealed Draft— each player will use 1 booster pack of the Marvel HeroClix: Civil War Storyline Organized Play Event Series booster release.

**Tournament Entry:** Participating stores may charge an entry fee\* to cover the cost of the booster pack used in the event.

**Legal Product:** Only product that is pulled from the Marvel HeroClix: Civil War Storyline Organized Play Event Series booster packs received at the event may be used on a player's team. No outside elements are allowed to be added to a player's force—including relics/resources and other game elements.

**Materials:** Players should bring all game components needed to play (dice, action tokens, effect tokens, etc). Players should bring their own object tokens.

**Sealed Packs:** At the start of a tournament, players will open 1 Marvel HeroClix: Civil War Storyline Organized Play Event Series booster pack—this booster pack and its contents are provided for tournament play and are the property of the store until after the event is completed and the contents are placed into the prize pool. When instructed by the tournament organizer, all players will open the packs and confirm the contents. If a pack is missing any cards/figures or has mismatched parts, inform the tournament organizer.

**Team Building:** Please follow the Marvel HeroClix: Civil War Storyline Organized Play Event Series Drafting Instructions provided on the Head-to-Head Swiss Pairing Drafting Instructions page.

**Bounty Cards:** After player's teams are built, distribute one random Bounty Card to each player.

- Pro-Registration players should receive a Pro-Registration Bounty Card (Red Cards);
- Anti-Registration players should receive an Anti-Registration Bounty Card (Blue Cards).

**Action Total:** 3 actions per turn

**Victory Conditions:** When one player remains or the time limit is reached. If the time limit is reached, the player with the most KO points wins.

**Scoring:** Standard game scoring and Swiss tournament pairing/standing procedures apply.

**Prizing:** At the end of the tournament, players keep the 5 figures that they drafted for their team (as well as the Bounty Card they received). Additionally, each case contains four (4) **Marvel HeroClix: Civil War** Prize Packs to be distributed as follows:  
For stores receiving one (1) case (1-16 players): First Place, Second Place, Fellowship, Flex  
For stores receiving two (2) cases (17-32 players): First Place, Second Place, Third Place, Fourth Place, Two (2) Fellowship, Two (2) Flex

**Dropping from Event:** If a player drops from the event before the event is completed, the contents of their sealed booster and/or team are to remain with the event and used as Fellowship/Flex prizes for the tournament.

**Mission/Scenario Rules:** The "A Victory for Our Side" scenario rules (as described below) are in effect for all Marvel HeroClix: Civil War Storyline Organized Play events.

*A Victory for Our Side*— If a player KOs the character shown on their Bounty Card, each player of their faction [Pro-Registration/Anti-Registration] in all Marvel HeroClix: Civil War Storyline Organized Play Event Series games being played at the time may heal a friendly character 1 click at the beginning of that player's next turn.

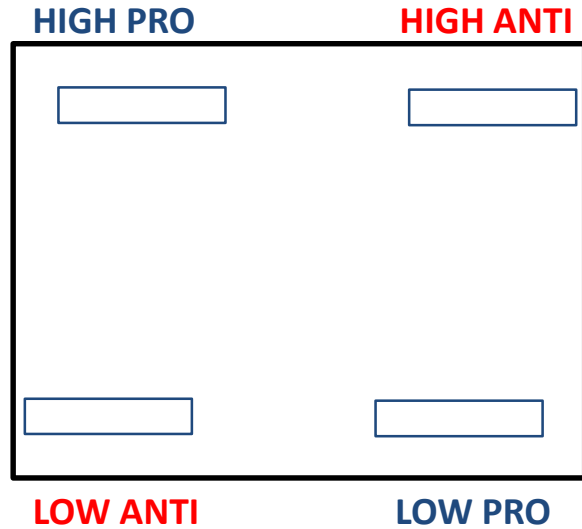
# Marvel HeroClix: Civil War 2016 Storyline Organized Play Battle Royale & Team Battle Royale Drafting Instructions

## STEP 1: Faction Determination & Seating

Before opening booster packs, players determine if they are Pro- or Anti-Registration—each Battle Royale will have 2 Pro-Registration players and 2 Anti-Registration players. To determine factions, all players roll 2d6 to determine choice order. In choice order, players choose a faction— if two players have chosen the same faction, the remaining players must choose the other faction (so there are 2 Pro-Registration players and 2 Anti-Registration players).

Reseat players so that the players with the highest roll on different factions are sitting on the same side of the table and diagonally across table from the player of the same faction who had the lower roll.

The player who had the highest roll overall will be the first player and the turn order will continue clockwise around the table.

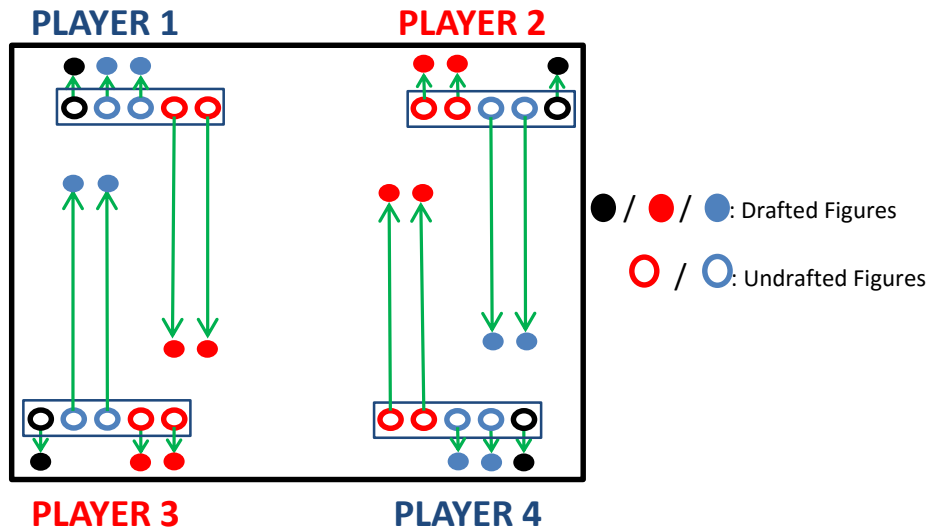


## STEP 2: Drafting Your Force

Each player then opens a booster pack and does the following:

- Adds the Neutral figure (black base) to their force
- Adds the two figures that are of that player's faction (red or blue bases) to their force
- Passes the two figures of the opposite faction (red or blue bases) to the player sitting directly across the table— that player adds those figures to his/her force

Each player's force will consist of 1 Neutral figure and 4 figures of their faction.



## STEP 3: Bounty Cards

Distribute one random Bounty Card to each player.

Pro-Registration players should receive a Pro-Registration Bounty Card (Red Cards);  
Anti-Registration players should receive an Anti-Registration Bounty Card (Blue Cards).

## Bounty Card Effect

*A Victory for Our Side*— If a player KO's the character shown on their Bounty Card, each player of their faction [Pro-Registration/Anti-Registration] in the tournament may heal a friendly character 1 click at the beginning of that player's next turn.

## Team Battle Royales

For Team Battle Royales, players choose their teammate and are paired against another team. If a player doesn't have a teammate, the store may assign another player to be their teammate. Drafting for Team Battle Royales are handled the same as outlined above with the following exception:

- **FACTION DETERMINATION:** The player with the highest roll chooses the faction for their team— the players on the opposing team are of the opposing faction.

# Marvel HeroClix: Civil War 2016 Storyline Organized Play

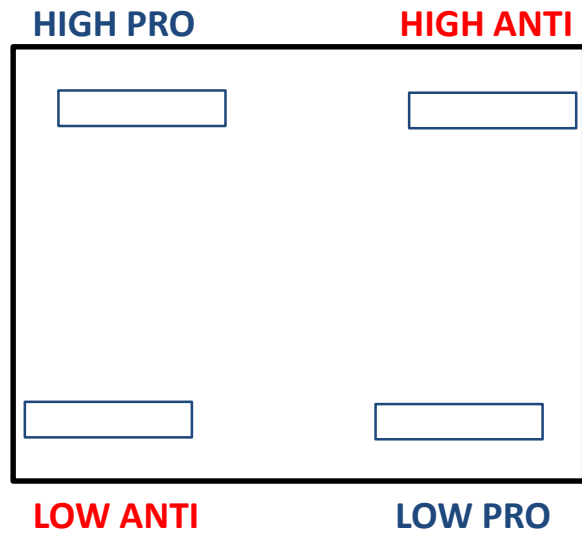
## Head-to-Head Swiss Pairing Faction Drafting Instructions

**STEP 1:** Seat players in “pods” of 4 players for the purpose of drafting (Note: this will not affect their first round pairing)

### STEP 2: Faction Determination & Seating

Before opening booster packs, players determine if they are Pro- or Anti-Registration—each draft pod of 4 will have 2 Pro-Registration players and 2 Anti-Registration players. To determine factions, all players roll 2d6 to determine choice order. In choice order, players choose a faction— if two players have chosen the same faction, the remaining players must choose the other faction (so there are 2 Pro-Registration players and 2 Anti-Registration players).

Reseat players so that the players with the highest roll on different factions are sitting on the same side of the table and diagonally across table from the player of the same faction who had the lower roll.

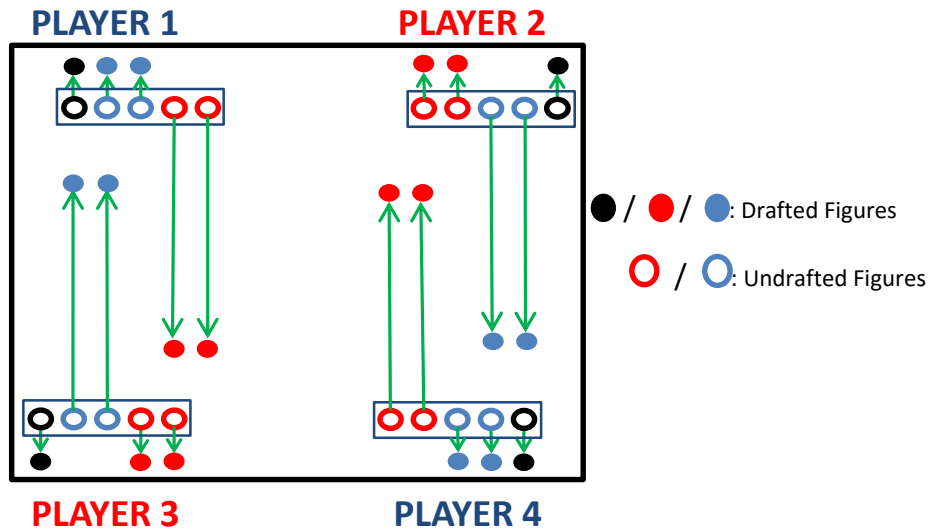


### STEP 3: Drafting Your Force

Each player then opens a booster pack and does the following:

- Adds the Neutral figure (black base) to their force
- Adds the two figures that are of that player’s faction (red or blue bases) to their force
- Passes the two figures of the opposite faction (red or blue bases) to the player sitting directly across the table— that player adds those figures to his/her force

Each player’s force will consist of 1 Neutral figure and 4 figures of their faction.



### STEP 4: Bounty Cards

Distribute one random Bounty Card to each player.

Pro-Registration players should receive a Pro-Registration Bounty Card (Red Cards); Anti-Registration players should receive an Anti-Registration Bounty Card (Blue Cards).

### Bounty Card Effect

*A Victory for Our Side*— If a player KO’s the character shown on their Bounty Card, each player of their faction [Pro-Registration/Anti-Registration] in the tournament may heal a friendly character 1 click at the beginning of that player’s next turn.

### STEP 5: Pair for Swiss Rounds

Pair players for the first round of the Swiss tournament as normal. Pair players for subsequent round of the Swiss tournament as normal (determined by their standing).

### Optional Factional Pairing

*Tournament Organizers may choose to pair players by faction— so players are always paired against player’s of the opposite faction. In order to do so, Tournament Organizers will need to determine player standings within each faction and manually pair players for rounds (i.e. the Pro –Registration player with the highest standing is paired against the Anti –Registration player with the highest standing, etc)*



# Marvel HeroClix: Civil War

## 2016 Storyline Organized Play Event Series

### Tournament Point Tracker

Please keep track of Tournament Points (TPs) scored by each participating player over the course of the 4 month event. Scoring for events is as described below.

Each case supports 16 players. Each Tournament Point Tracker Sheet has 16 rows. For stores receiving 2 cases of product, you will need 2 Tournament Point Tracker Sheets to track 32 players.

At the end of the Event Series, players will draft from a Grand Prize prize pool based on their rank order standings of total Tournament Points— use the Grand Prize Draft Order column to rank order players based on their final standing. Eligible players each draft a single prize.

**ELIGIBILITY:** Players must participate in at least 2 events to be eligible to draft from the Grand Prize pool.

#### Scoring for Battle Royales

- 1<sup>st</sup> place player receives 4 TPs
- 2<sup>nd</sup> place player receives 3 TPs
- 3<sup>rd</sup> place player receives 2 TPs
- 4<sup>th</sup> place player receives 1 TP

#### Scoring for Swiss Rounds

- 3 TPs for each Round Win
- 1 TP for each Round Loss

Player Name	<u>Month 1</u> Battle Royales	<u>Month 2</u> Team Battle Royales	<u>Month 3</u> Battle Royales	<u>Month 4</u> Swiss Rounds	Total Tournament Points (TPs)	Grand Prize Draft Order

<b>Grand Prize List</b>	<ul style="list-style-type: none"> <li>• 101 Iron Man/102 Captain America (as pair)</li> <li>• 107 Cloak &amp; Dagger</li> <li>• 108 Spider-Man (unmasked)</li> <li>• 109 Black Panther</li> </ul>	<ul style="list-style-type: none"> <li>• 110 Ragnarok</li> <li>• 111 Namor</li> <li>• 112 Dr. Strange</li> <li>• 113 Captain Ironmerica</li> </ul>
-------------------------	--	--

# Marvel HeroClix: Civil War

## 2016 Storyline Organized Play Event Series

### FAQ

#### HOW SHOULD WE CREATE PODS FOR BATTLE ROYALES?

In the interest of fairness, we recommend that players are assigned randomly into pods- this could be determined by die rolls or deck of cards (pull a number of sets of cards of same value- i.e. four 10s etc- equal to number of pods you need to seat, shuffle and deal out to players).

#### WHAT IF WE HAVE A NUMBER OF PLAYERS THAT DOESN'T DIVIDE EVENLY INTO PODS OF 4 PLAYERS FOR BATTLE ROYALES?

If you have a number of players that does not divide out evenly into pods of 4 players, we recommend that players are grouped into pods in order of their registration date/time (i.e. players who registered earlier are seated first). The remaining players (who were the last to register) will have to wait until the other Battle Royales are completed. Before starting the Battle Royales, ask all the players who are being seated for the first round of Battle Royales if they would be interested in playing a second round to fill out a pod of 4. If there are more players interested than needed to fill out a pod, you may wish to make the selection based on the interested players' standing in the first round of Battle Royales giving preference to players who score lowest. See the FAQ below on CAN PLAYERS PARTICIPATING IN MULTIPLE EVENTS IN A MONTH? for how Tournament Points should be recorded for players who play multiple Battle Royales.

NOTE: With the exception of the Bounty Cards having a more limited "global" effect (as there will only be one Battle Royale being played), this is functionally not much different than a player receiving a first round "Bye" in a Swiss pairing tournament.

#### WHAT IF WE HAVE A NUMBER OF PLAYERS THAT DOESN'T DIVIDE EVENLY INTO PODS OF 4 PLAYERS IN MONTH 4 FOR PURPOSE OF DRAFTING PODS?

If you have an **even** number of players that does not divide out evenly into pods of 4 for the faction drafting portion of the event, we recommend that the remaining players form a pod of 2 and simply have those two players faction draft as a pair.

If you have an **odd** number of players that does not divide out evenly into pods of 4 for the faction drafting portion of the event, we recommend that you ask all players if they would be interested in purchasing one of the remaining Marvel HeroClix: Civil War packs— explaining to them the following steps and what they would receive. The pack will be opened and faction drafted with the remaining player— the player who committed to purchasing the pack will receive the figures that were not drafted to the remaining players team (they should be set aside until after the event for that player to pick up). NOTE: This and only this will be considered an acceptable reason for selling a Marvel HeroClix: Civil War pack as this would promote in-store play by allowing the tournament to run more smoothly.

#### IN MONTH 2 FOR THE TEAM BATTLE ROYALES, SHOULD TEAMS BE PRE-DETERMINED?

At your discretion, you may have players sign-up for the event as a team. Players who do not have a teammate can sign up individually and be paired with other players who do not have a teammate. If you have an odd number of players, follow the instructions in the paragraph directly above.

#### CAN PLAYERS PLAY IN MULTIPLE BATTLE ROYALE GAMES IN A MONTH?

Players may play in multiple Battle Royale games each month, but may only record a single Tournament Point score each month— please record their highest score for the month. Example: If a player plays in two Battle Royale games and in the first game they place Third (2 TPs) and the second game they place Second (3 TPs), record 3 TPs for that player.

#### WHAT SHOULD WE DO WITH ANY REMAINING MARVEL HEROCLIX: CIVIL WAR PRODUCT?

The Marvel HeroClix: Civil War 2016 Storyline Organized Play Event Series product— Booster Bricks/Booster Packs/Support Packs (including the Prize Packs)/Grand Prize Figures— are all covered under the WizKids Promotional Product Agreement (WKPPLA) and may only be used to support in-store play. Below are some suggested uses for the product that would all be approved uses of this product for supporting in-store play

- Booster Packs
  - Appreciation gift for volunteer judge/tournament organizer
  - Sealed Packs for running Battle Royales
  - Prize Pool offering for Battle Royales using other booster packs
- Maps/Prize Packs
  - Appreciation gift for volunteer judge/tournament organizer
  - Prize Pool offering for Battle Royales (using Marvel HeroClix: Civil War booster packs or other booster packs)
- Grand Prize Figures
  - Appreciation gift for volunteer judge/tournament organizer
  - Prize Pool offering for Battle Royales (using Marvel HeroClix: Civil War booster packs or other booster packs)